

Disability Statistics from the U.S. Census Bureau in 2015/2016

Amy Steinweg
U.S. Census Bureau
February 4, 2016

Presented at the 2015 Annual Compendium on Disability
Statistics Release

*This presentation is released to inform interested parties of ongoing research
and to encourage discussion of work in progress. The views expressed are those
of the author and not necessarily those of the U.S. Census Bureau.*

Overview

Surveys

- American Community Survey (ACS)
- Survey of Income and Program Participation (SIPP)
- Current Population Survey (CPS)
 - Bureau of Labor Statistics (BLS)

Research Projects

- Small Area Disability Estimates
- Describing ACS Disability with SIPP

American Community Survey (ACS): Six Disability Questions

- 17** a. Is this person deaf or does he/she have serious difficulty hearing?
- Yes
 No
- b. Is this person blind or does he/she have serious difficulty seeing even when wearing glasses?
- Yes
 No

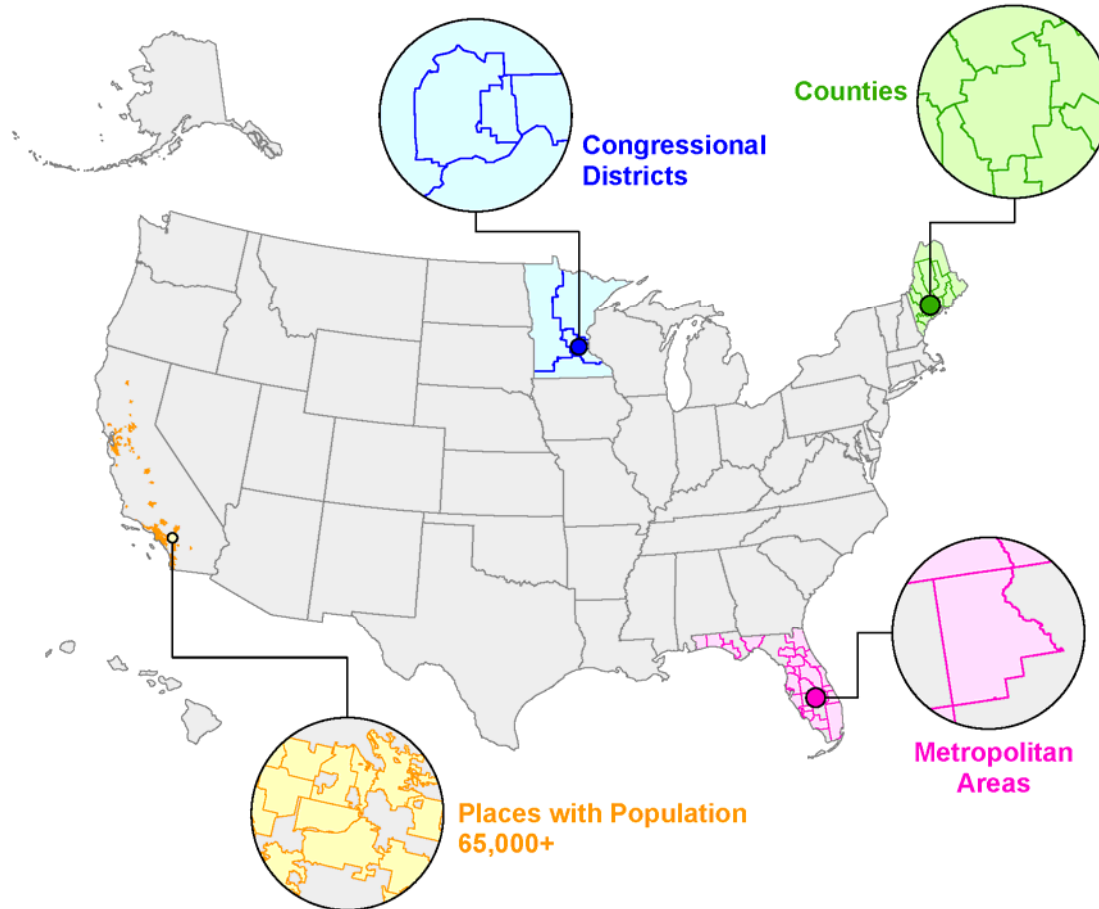
G Answer question 18a – c if this person is 5 years old or over. Otherwise, SKIP to the questions for Person 2 on page 12.

- 18** a. Because of a physical, mental, or emotional condition, does this person have serious difficulty concentrating, remembering, or making decisions?
- Yes
 No
- b. Does this person have serious difficulty walking or climbing stairs?
- Yes
 No
- c. Does this person have difficulty dressing or bathing?
- Yes
 No

H Answer question 19 if this person is 15 years old or over. Otherwise, SKIP to the questions for Person 2 on page 12.

- 19** Because of a physical, mental, or emotional condition, does this person have difficulty doing errands alone such as visiting a doctor's office or shopping?
- Yes
 No

American Community Survey (ACS)



1-Year Data:
Produces estimates for areas with a population of 65,000+

5-Year Data:
All counties, places, and census tracts

American Community Survey (ACS)

Recent Releases in American FactFinder (AFF):

- 2014 1-year estimates (Sept. 2015)
- 2010-2014 5-year estimates (Dec. 2015)

S1810 **DISABILITY CHARACTERISTICS**
2014 American Community Survey 1-Year Estimates

Table View BACK

Actions: [Modify Table](#) | [Add/Remove Geographies](#) | [Bookmark/Save](#) | [Print](#) | [Download](#) | [Create a Map](#)


This table is displayed with default geographies. [View Geography Notes](#)
Click Back to Search to select other geographies using the search options on the left.

Although the American Community Survey (ACS) produces population, demographic and housing unit estimates, it is the Census Bureau's Population Estimates Program that produces and estimates of the population for the nation, states, counties, cities and towns and estimates of housing units for states and counties.

Versions of this table are available for the following years:
[2014](#) | [2013](#) | [2012](#) | [2011](#) | [2010](#) | [2009](#) | [2008](#)

Subject	United States					
	Total		With a disability		Percent with a disability	
	Estimate	Margin of Error	Estimate	Margin of Error	Estimate	Margin of Error
Total civilian noninstitutionalized population	313,890,422	+/-15,867	39,674,679	+/-98,819	12.6%	+/-0.1
Population under 5 years	19,771,799	+/-17,438	153,835	+/-7,505	0.8%	+/-0.1
With a hearing difficulty	(X)	(X)	104,918	+/-6,039	0.5%	+/-0.1
With a vision difficulty	(X)	(X)	89,062	+/-5,811	0.5%	+/-0.1
Population 5 to 17 years	53,666,474	+/-27,100	2,900,395	+/-26,436	5.4%	+/-0.1
With a hearing difficulty	(X)	(X)	333,416	+/-8,461	0.6%	+/-0.1
With a vision difficulty	(X)	(X)	454,831	+/-11,609	0.8%	+/-0.1
With a cognitive difficulty	(X)	(X)	2,215,470	+/-23,244	4.1%	+/-0.1
With an ambulatory difficulty	(X)	(X)	341,194	+/-11,596	0.6%	+/-0.1
With a self-care difficulty	(X)	(X)	512,377	+/-13,207	1.0%	+/-0.1
Population 18 to 64 years	195,537,213	+/-26,914	20,460,136	+/-79,853	10.5%	+/-0.1
With a hearing difficulty	(X)	(X)	4,057,664	+/-30,855	2.1%	+/-0.1
With a vision difficulty	(X)	(X)	3,888,851	+/-28,851	2.0%	+/-0.1

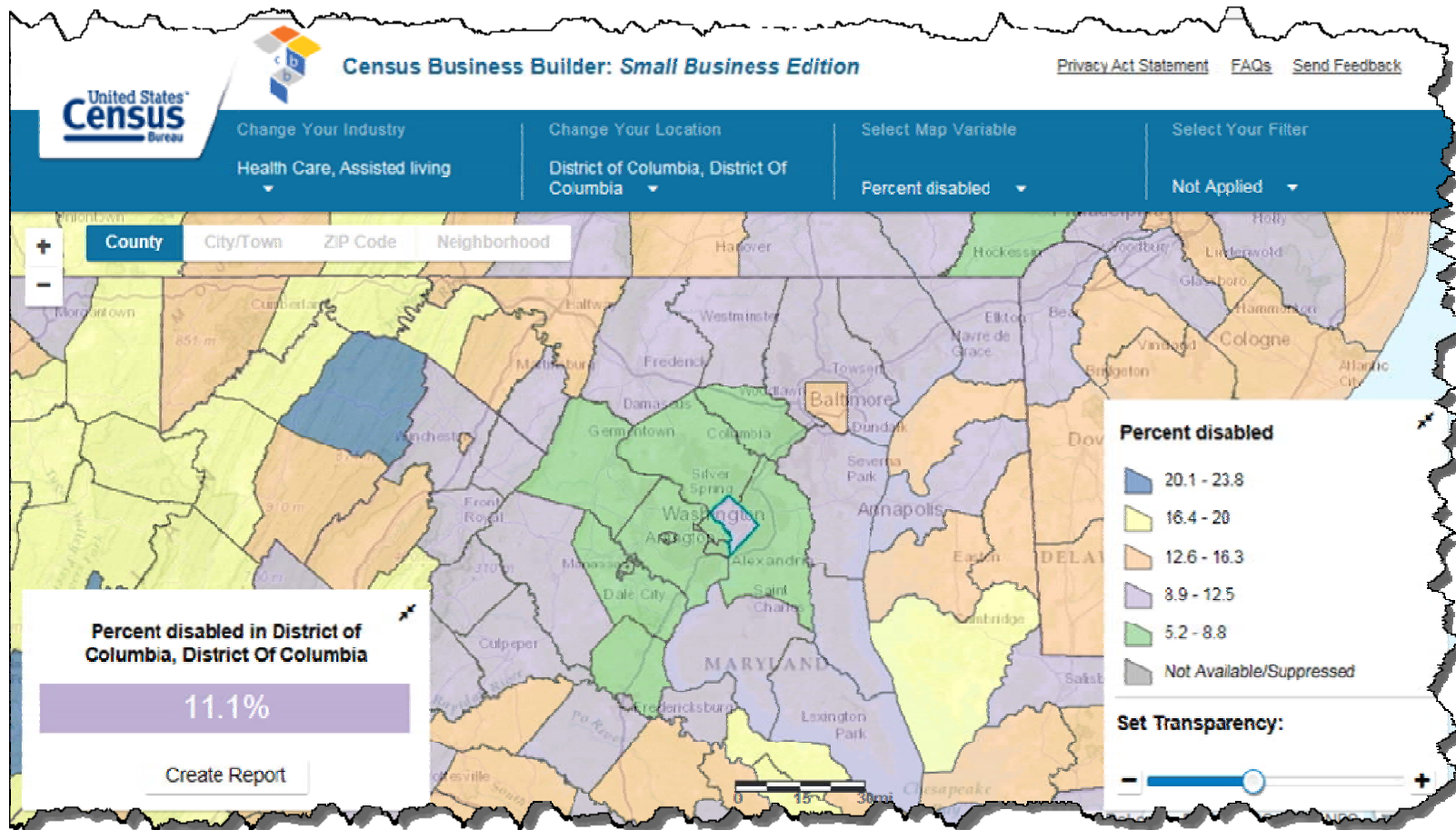
American Community Survey (ACS): Census Business Builder



Provides selected demographic and economic data from the Census Bureau in a simple to access and use format

- Includes business data by geographic area, such as:
 - Number of doctors' offices
 - Total employment by business type or industry
- Ability to map disability rates

American Community Survey (ACS): Census Business Builder



Survey of Income and Program Participation (SIPP) Panel 2014

- Redesigned SIPP Survey beginning Panel 2014
- Administered once a year, with Event History Calendar to facilitate full-year data collection
- Disability Questions
 - 6 ACS questions
 - Additional Questions
 - Developmental delays (age <5)
 - Difficulty playing with other children and limitations with school work (age 5-14)
 - Employment difficulties (age 15+)
- Release anticipated in Summer of 2016

SIPP SSA Supplement

- Social Security Administration Sponsored
- Telephone interview
- Includes:
 - Retirement plans
 - Employment
 - Pensions
 - Marital history
 - Disability

SSA Supplement: Disability

- Includes select content from prior SIPP topical modules:
 - Work disability history
 - Adult and child functional limitations
 - Improved capture of health conditions
- Release anticipated in Fall of 2016

Current Population Survey Basic (CPS)

- Asks the same 6 disability questions used in the ACS (and other government surveys)
- Includes civilian noninstitutionalized population ages 16 and older

This measure of disability is included in Census Bureau reports on health insurance, poverty, and income

Research Project: Small Area Disability Estimates

- The ACS and SIPP each offer different strengths:
 - ACS: Large Sample, Less Detail
 - SIPP: Smaller Sample, More Detail
- The Census Bureau is investigating methods for combining this survey data to produce state-level modeled disability estimates

Research Project: Disability Across SIPP & ACS

- The population with disabilities captured within a survey is dependent on the questions used:
 - SIPP has used a broad set of questions, and thus has produced a higher disability rate than the ACS
- What types of disabilities are captured by the ACS measure as per this richer SIPP data?
- Ongoing research to explore this question

Online Resources

Disability Webpage at Census.gov

<http://www.census.gov/people/disability/>

American Community Survey (ACS) Statistics

- American FactFinder (AFF)
<http://factfinder2.census.gov/>
- Census Business Builder
<http://www.census.gov/data/data-tools/cbb.html>

Current Population Survey (CPS) Disability Releases

- Annual News Release
<http://www.bls.gov/news.release/pdf/disabl.pdf>
- Latest Monthly Data Release
<http://www.bls.gov/news.release/pdf/empsit.pdf>

Thank You

Amy Steinweg

U.S. Census Bureau

Health and Disability Statistics Branch

301-763-3834

amy.steinweg@census.gov